
TEEN MAGAZINE

Type of module	Project work
Target group	12–15-year-old learners
Level	A2
Written by	Helem Sherwin, K. Szabó Ilona

A kiadvány az Educatio Kht. kompetenciafejlesztő oktatási program kerettanterve alapján készült.

A kiadvány a Nemzeti Fejlesztési Terv Humán erőforrás-fejlesztési Operatív Program 3.1.1. központi program (Pedagógusok és oktatási szakértők felkészítése a kompetencia alapú képzés és oktatás feladataira) keretében készült, a sulinoVA oktatási programcsomag részeként létrejött tanulói információhordozó. A kiadvány sikeres használatához szükséges a teljes oktatási programcsomag ismerete és használata.

A teljes programcsomag elérhető: www.educatio.hu címen.

Szakmai vezető: Kuti Zsuzsa

Szakmai bizottság: Enyedi Ágnes, dr. Majorosi Anna, dr. Morvai Edit

Szakértők: Faragó Livia, Fehér Judit, Tartsayné Németh Nóra

Szakmai lektor: Poór Zsuzsanna

Idegen nyelvi lektor: Peter Doherty

Alkotó szerkesztő: Sákovics Livia

Grafikai munka: Walton Promotion Kft.

Hangfelvételek: Phoenix Stúdió

Felelős szerkesztő: Burom Márton

©

Szerzők: Fehér Judit, Csibi Erzsébet, Helen Sherwin, Hunya Márta, K. Szabó Ilona

Educatio Kht. 2008

1.1 WALL QUESTIONS

1 Do you read magazines? What? When? How often?

2 What magazines do your parents read?

3 Which is your favourite magazine? Why?

4 What can you find in a magazine?

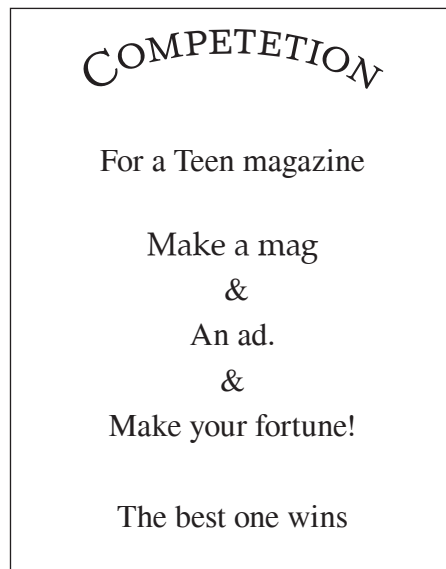
5 How many different types of magazines do you know? Write them down.

1.2 WHAT'S A MAGAZINE? TICK LIST

■ Can you find these in the magazines? Tick what you find.

- An article
- An advertisement
- A horoscope
- Readers' letters
- Cartoons
- Poems
- Song
- Puzzles
- Gossip page
- A Problem page
- Short story
- Photo story
- Jokes
- The Contents page
- The Editorial
- An Interview
- Pop news
- Sports news
- Local news
- Fashion news
- Questionnaires and surveys
- Speak Out

1.3 WHAT'S OUR PROJECT



For this project you have to make a magazine & make an advertisement.

- 1 You have to make a magazine of 10–15 pages for teenagers – you choose the topic
- 2 Everyone has to write an article, a letter (for “Readers’ Letters” page) plus two other pages for the magazine (i.e. a horoscope page, jokes). Also, each magazine has a “Puzzles Page” with puzzles about your magazine. These are for your class-mates to do when they read your magazine.
- 3 You write your magazine on A4 paper. Your magazine can be hand written, written on computer, or both. Your magazine can be spiral bound, stapled together, tied together.
- 4 Your magazine has a cover page, contents and an Editorial page.
- 5 When you have finished your magazine, you have to write and do a TV advertisement.
- 6 At the end of the project we will vote for the best magazine.

1.4 PROJECT QUESTIONS WALL POSTER

Project Questions

1. What do we have to do?
2. What do we want in our project?
3. Where can we get information?
4. Who does what and when?
5. How can we use the information?
6. Have we got the information we need?
7. Do we need to change anything?
8. What else do we need?
9. How should we present our work?
10. What have we learnt?

1.4 PLANNING OUR PROJECT FORM

Planning our project

Project groupDate

1 What do we want in our magazine?

- 1
- 2
- 3
- 4
- 5
- 6
- 7
- 8
- 9
- 10
- 11
- 12
- 13
- 14
- 15

2 Who does what and when?

Who?	What?	Where from?	When?	Done?

1.5 SNAKE IN SCHOOL BUFÉ



Dinky the snake yesterday

Ungár Katalin, the helper in the school bufé at Adyváros Primary school, Győr was frightened yesterday morning by a 1 meter snake.

Katalin was unpacking a big box of “kukoricapehely” in the school bufé when she saw an enormous snake in it. She screamed very loudly. The snake was frightened, slithered out of the box and disappeared. The head teacher, Ringné Judit, sent the pupils home because she did not know if this snake was dangerous or not. Zoo keepers from Győr zoo found the snake yesterday evening in the school gym and took it to Győr zoo.

Last night Dr Ferencz Éva, the Head of Győr zoo said “This is a corn snake and it isn’t dangerous – it only eats birds and mice, not people. We don’t know why this snake was in this box of “kukoricapehely” but we think it is an escaped pet. The snake will now stay in Győr zoo and we are going to call it ‘Dinky’”.

- 1 Who is...?
 - a) Ungár Katalin
 - b) Ringné Judit
 - c) Dr. Ferencz Éva
 - d) Dinky

- 2 Point to these
 - a) The headline
 - b) A picture
 - c) A caption
 - d) A column
 - e) A paragraph

- 3
 - a) Where did this happen?
 - b) When did this happen
 - c) Who did this happen to?

- 4 What happened after Ungár Katalin found the snake?

- 5 What was the end?

- 6 We can often read what people say in the last paragraph. Who says what in the last paragraph?

- 7 What do the underlined words mean? a) slithered; b) disappeared c) unpacking

1.7 BOY FIGHTS LION AND SAVES SISTER



Leo the lion yesterday

John Escovedo, 8 years old from Chile, fought a lion yesterday and saved his little sister.

John and Anyara (two years old) were at the circus near the lion's cage. Suddenly, the door opened and Leo the lion came out and started attacking Anyara. John screamed and hit the lion with a stick. The lion keeper ran and helped John attack Leo. The lion went back in its cage and John and his sister went to hospital.

Last night, Dr Elena Gonzales the hospital doctor said "John and Anyara are fine, they are frightened but fine. John was really, really brave. He saved his sister's life."

1 Who are these people?

- a) John Escovedo
- b) Anyara Escovedo
- c) Dr. Elena Gonzales
- d) Leo

2 What is the start?

3 What is the middle?

4 What is the end?

5 In the last paragraph, Dr Elena Gonzales says

6 Tell your partner about your article

"My article is about a boy who fights...

The start is.....

Then

The end is.....

In the last paragraph, Dr Elena Gonzales says....."

1.7 DOG EATS MOBILE PHONE



Elma the dog yesterday

Murat Yalcin from Konya, Turkey, was surprised by Elma, his dog, two days ago.

Murat works at a petrol station in Konya. He lost his phone, a new, expensive Nokia, in the morning two days ago. He dialled his mobile number, heard the ringing tone and looked everywhere all day but could not find it. Then in the evening, his wife Lilla, heard the mobile inside Elma. Murat was very surprised.

Murat said yesterday “I’m really happy because this mobile was new and very expensive. I thought a customer stole it when I was putting petrol in their car but luckily Elma ate it. Elma went to the toilet this morning and my mobile came out in his poo (kaki)! I’ve got it now and it’s fine.”

1 Who are these people?

- a) Elma
- b) Murat Yalcin
- c) Lilla Yalcin

2 What is the start?

3 What is the middle?

4 What is the end?

5 In the last paragraph, Murat Yalcin says,

.....

6 Tell your partner about your article

“My article is about a dog who eats
The start is
Then
The end is
In the last paragraph, Murat Yalcin says”

WORD SEARCH

<http://puzzlemaker.school.discovery.com>

Where are these words?

(The bold letters can help you with some of the words)

ARTICLE / CAPTION / COLUMN / CONTENTS / EDITORIAL /
HEADLINE / HOROSCOPE / JOKE / PARAGRAPH

E L H O R O S C O P E C
K A **H** M N J Q G X H L O
O I K E H M D W P B **C** N
J R U K A E U A B A L T
C O P S U D R L P C Q E
R T Y R Z G L T O Y R N
F I O Q A L I I Q C D T
R D H R Q O T Y N F Q S
S **E** A S N M L Q Z E S T
Z **P** E L C I T R A N N I
Q W E X R O Q A U X X K
I R M C G H C M T X T B

TRUE OR FALSE?

- 1 The snake in the school bufé was a corn snake.
- 2 Leo the lion ate a mobile phone.
- 3 John Escovedo was 8 years old.
- 4 Dinky the snake lives in Győr zoo.
- 5 Dr Ferencz Éva found the snake in the school gym.
- 6 John hit a lion at the zoo.
- 7 The mobile phone was an “Alcatel”.
- 8 Murat Yalcin was from Chile.

MAKE THE SENTENCE

<http://puzzlemaker.school.discovery.com>

Join the letters to make a sentence. For example:

FÉ	HOO	KEI	SNA	NSC	LBU
6	4	2	1	3	5

Solution


SNA	KEI	NSC	HOO	LBU	FÉ	=	SNAKE	IN	SCHOOL	BUFÉ
1	2	3	4	5	6					

ONE	BIL	ATE	DOG	URK	AWA	ELM	SAT	ISH	WHO	AMO	EPH
				2		1					

ELMA WA

CROSSWORD PUZZLE

www.crosswordpuzzlegames.com/create.html



Across

- 1 This is at the top of an article.
- 3 A _____ makes us laugh.
- 4 A _____ is under a picture.
- 5 We sing this.
- 6 “Garfield” is a _____.
- 7 The name of the school bufé helper is _____.
- 8 The name of a famous dog on “Cartoon Network”. He loves eating everything (like Elma). His best friend is Shaggy.

Down

- 1 A h_____ tells us what will happen.
- 2 “Verseny” in English.
- 4 This page tells us what is in the magazine.

CRYPTOGRAM

<http://puzzlemaker.school.discovery.com>

What is this sentence? Match the numbers and letters and find out


A	B	C	D	E	F	G	H	I	J	K	L	M	N	O	P	Q	R	S	T	V	U	W	X	Y	Z
7			10	15														17							

___ ___ ___ E ___ ___ A ___ A ___ ___ ___ ___ ___ ___ ___ ___ E ___ ___ ___ ___ A
 25 15 9 15 7 10 7 4 7 9 16 24 2 26 15 7 19 6 1 16 7

___ ___ ___ ___ ___ ___ ___ ___ ___ ___ ___ ___ ___ ___ ___ ___ ___ E
 17 4 7 9 15 24 4 16 8 15 17 2 8 6 6 26 19 1 21

CRISS CROSS

<http://puzzlemaker.school.discovery.com>



Across

- 4 The dog ate a _____ mobile
- 5 The corn snake eats birds and _____
- 6 The name of Murat Yalcin's dog
- 7 A very, very, very big snake is an _____ snake

Down

- 1 "Veszélyes" in English
- 2 The name of Murat Yalcin's wife
- 3 John Escovedo is from this country

WORD SEARCH

ARTICLE / CAPTION / COLUMN / CONTENTS / EDITORIAL /
HEADLINE / HOROSCOPE / JOKE / PARAGRAPH

E L H O R O S C O P E C
K A H M N J Q G X H L O
O I K E H M D W P B C N
J R U K A E U A B A L T
C O P S U D R L P C Q E
R T Y R Z G L T O Y R N
F I O Q A L I I Q C D T
R D H R Q O T Y N F Q S
S E A S N M L Q Z E S T
Z P E L C I T R A N N I
Q W E X R O Q A U X X K
I R M C G H C M T X T B

TRUE OR FALSE?

- 1 True
- 2 False – Elma the dog ate a mobile phone
- 3 True
- 4 True
- 5 False – Zoo Keepers from Győr zoo found the snake in the school gym
- 6 False – John hit the lion at the circus
- 7 False – the mobile was a Nokia
- 8 False – Murat was from Turkey

MAKE THE SENTENCE

Elma was a Turkish dog who ate a mobile phone

CROSSWORD PUZZLE

Across

1 Headline; 3 Joke; 4 Caption; 5 Song; 6 Cartoon; 7 Katalin; 8 Scooby Doo

Down

1 Horoscope; 2 Competition; 4 Contents

CRYPTOGRAM

We read an article about a snake in the school bufé

CRISS CROSS

Across

4 Nokia; 5 Mice ; 6 Elma; 7 Enormous

Down

1 Dangerous; 2 Lilla; 3 Chile

HOW CAN I...? CARDS

HOW CAN I WRITE...A “SPEAK OUT!”

Here is the “Speak Out!” from the “OUR YEAR” project

Speak Out!

I asked people *“What did you get for Christmas 1998?”* This is what they said.

“I can’t remember but I think I got a bike ... yes that’s right I did...but I couldn’t ride it because there was a lot of snow.”

(Andi Kovács, aged 13)

Written by Niki Takács

- 1 Think of a good “Speak Out!” question.
- 2 Ask 8 people your question and write down their answers.
- 3 Write the Speak Out like the example above. Remember
 - Write “.....” to show people’s words
 - Write the ages and names under their words
 - Draw pictures to make it interesting.
- 4 Ask a friend or your teacher to check your “Speak Out!”
- 5 Write your name in the bottom right corner.

HOW CAN I WRITE ... AN INTERVIEW? DO THIS IN PAIRS

- 1 Think of a person to interview.
- 2 What questions are you going to ask? Choose 7 topics from the list below and write one question per topic. Do this individually.

Hobbies / The past / fashion / music / the future / pets / food / travel / jokes / countries / sport / TV programmes / computer games / family / likes & dislikes / other?

- 3 Compare your questions with your partner. Choose the 7 best questions then write the answers in NOTES.

- 4 Now write your interview. You need to write:

- a good title
- an introduction
- the questions and answers
- finish the interview with *“Thanks for the interview – our readers will love reading about you. Good luck for the future”*. For example:

We meet Britney

Life is good for Britney Spears, American singer and songwriter. She is now 22, has got a new hit record, is married and says she is really happy. She is here in Hungary to do a concert in the Népstadium on Friday and we met Britney at her hotel, the Budapest Hilton.

Interviewer: This is your first visit to Budapest. Do you like it?

Britney: Oh yeah. It's such a cool place. You've got trams here in Budapest and I so love them

Etc.....

Interviewer: Britney! Thanks for the interview – our readers will love reading about you. Good luck for the future.

Written by Livi Máté and Kati Tamási

5 Ask a friend and then your teacher to check your work.

6 Draw a picture or bring in a photo of your person and write your name in the bottom right corner.

HOW CAN I ...DO A SURVEY?

The topic

1 Choose an easy topic i.e. What do we like doing in our spare time?

2 Who do you want to ask?"

(The class? Parents? Teachers? Brothers and sisters?)

3 How many people do you want to ask?

The questionnaire

4 Write the questionnaire.

<i>What do we like doing in our spare time?</i>		
	Boy	Girl
Do you like.....?	YES	NO
Playing on the computer		
Watching TV		
Playing with my mobile		
Listening to music		
Doing sports		

5 Ask your teacher to check your questionnaire.

6 Ask your questions and fill in the questionnaire.

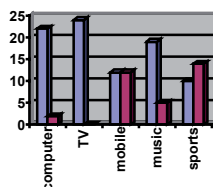
The results

7 Write the results. You can...

a) Write sentences.

“I did a survey on “What do we like doing in our spare time?” I asked 24 people and these are my results. 12 out of 24 people like playing with a mobile phone, 22 out of 24 people like playing on the computer” etc.

b) Draw a graph.



(Draw a graph on your computer – click on *Beszűrás* then *Kép* then *Diagram*)

c) Write a table (see below).

Something interesting?

8 Are there some interesting answers? If yes, then write about them – what is interesting and why?

9 Ask your teacher to check your work and write your name in the bottom right-hand corner

For example,

Class Survey

WHAT DO WE LIKE DOING IN OUR SPARE TIME?

I did a survey about “*What do we like doing in our spare time?*” I asked 24 people – these were the pupils in my class and these are my results.

There are 24 pupils in our class.		
	LIKE	DON'T
LIKE		
Playing on the computer	22	2
Watching TV	24	0
Playing with my mobile	12	12
Listening to music	19	5
Doing sports	10	14

The interesting things are

1 More girls like playing on the computer than boys.

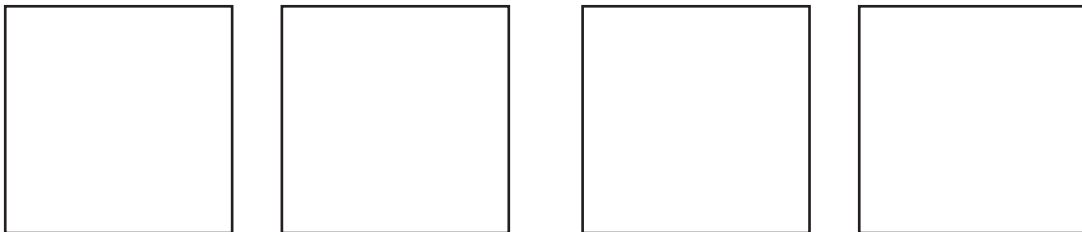
2 Only 10 people like doing sports.

Written by Kati Tamási

HOW CAN I WRITE ... A PHOTO STORY?

- 1 Think of a good story.
- 2 Write 12 – 20 short sentences to tell the story.
- 3 Ask your teacher to check your English.
- 4 Draw one picture for each sentence and write the sentence under the picture.
- 5 If you have people in your pictures, write some dialogue.
- 6 Stick the pictures in order on a piece of A4 paper.
- 7 Write your name in the bottom right-hand corner.

Snake in the school bufé!



It was Monday Suddenly, Then.....
morning and the school
bufé helper was
unpacking a box of
kukoricapehely.

Written by Márk Máté

HOW CAN IWRITE A HOROSCOPE?

- 1 Write “Your Horoscope” at the top of a piece of paper.
- 2 Write the 12 star signs (Aries, Taurus etc..) on the paper
- 3 Write notes next to each star sign on “What will happen next week?” For example,
Aries (March 21 – April 19) : school burn down – you be very happy
- 4 Write the notes into sentences
Aries (March 21 – April 19.) Next week will be a good week and you will be happy. The weather will be good and you will play outside a lot. Luckily the school will burn down and you will be really happy because there won’t be school for 2 weeks. Also, you will get more pocket money – this is the best news.
- 5 Ask your friend to check your work.
- 6 Ask your teacher check your English.
- 7 Draw pictures on the horoscope and write your name in the bottom right corner

Your horoscope

Aries:(March 21-April 19): Next week will be a good week because the school will burn down. You will be very happy - there won’t be school for 2 weeks.

Taurus (April 20-May 20): Next week will be a fair week and you will be OK. On Monday, the weather will be good and in PE you will play outside but on Wednesday you will have a test on that boring book Arány Ember – that’s bad!

Gemini (May 21-June 21: Next week will be a good week and you will be happy - you will get more pocket money and your mum won’t say what you can and can’t buy – that’s good.

Cancer (June 22-July 22)

Leo (July 23-August 22)

Virgo (August 23-September 22)

Libra (September 23-October 22)

Scorpio (October 23 – November 21)

Sagittarius (November 22-December 21)

Capricorn (December 22-January 19)

Aquarius (January 20-February 18)

Pisces (February 19-March 20)

HOW CAN I WRITE ... POP/FASHION/SPORTS NEWS?

- 1 Choose a topic – Music, Sports, Fashion etc.?
- 2 Think of 3 / 4 SHORT news items (i.e. new records, the summer fashion, pop stars).
- 3 Write 2–4 sentences for each news item (it is short).
- 4 Think of a good headline for each item.
- 5 Ask your friend and your teacher to check your work.
- 6 Write the news items on a piece of paper and draw pictures so the page is interesting and fun.
- 7 Write your name in the bottom right-hand corner.

*Sensational
Summer shoes*
.....
.....
.....

*Best Summer
Buys & Bargains*
.....
.....

Fashion News

Written by Bianka Márton

HOW CAN I WRITE ... A PUZZLES PAGE?

Remember – you have to write puzzles about YOUR magazine!!

What sort of puzzles do you want? Remember to ask questions about your magazine. For example:

True/False i.e. On page 3 of our magazine, there is an article about *Snake in School Bufé* – true or false?

Questions – What 3 summer fashions does Bianka Márton write about in our magazine?


Word Search – You can find these words on page 10.

Cross word puzzle – You can find these words in the article on *Snake in School Bufé* page 3.

Cryptogram – This sentence is from *Your Horoscope* on page 4.

The Internet <http://puzzlemaker.school.discovery.com>

- Type in <http://puzzlemaker.school.discovery.com>



- Near the bottom of the page (it is not here) you can read:

“If you don’t know what puzzle to create, you can see a list of puzzle types here”.

Click on list of puzzle types.

- You will see 12 different puzzles – click on a puzzle and follow the instructions.
- *To save your puzzle,
 - open a document in “Microsoft Word”
 - Go to your puzzle, press down “Alt” and then press “Print Screen”
 - click on “másolás “
 - copy into your document with “beillesztés”
 - print your puzzle
 - cut it out and decorate it

The Internet www.crosswordpuzzlegames.com/create.html

- Type in www.crosswordpuzzlegames.com/create.html and you will see “Crossword puzzle games”, “Create a crossword puzzle”.
- You will see a table.

WORD
Pen

HINT
We write with this

- Under WORD you write the answer.
- Under HINT, you write the crossword puzzle clues (keresztrejtvény kérdései).
- Ask your teacher to check your work.
- Decorate your puzzles so the page is interesting and fun. Remember to write the solutions to your puzzles on another page in your magazine.
- Write your name in the bottom right-hand corner.

HOW CAN I ... DO READER'S LETTERS ?

1 At the top of your page write **Readers' Letters – YOU tell US!**

2 Write a short introduction to the letters page. For example,

Do you know something interesting? Then write and tell us. Our address is
The Editors, FAB Mag, Csorna 2013, Szent István utca 789.

We've got 4 letters on today's *Readers' Letters*. We hope you enjoy reading
them.

3 In lesson 4 of this project you will receive 4 letters. Read your 4 letters. Do
you want to reply to the letters? If yes, then write a reply under the letter.

Dear.....

Yours sincerely.....

Editor's reply “.....”

4 Which letter is the best? This can be your STAR letter – you can give a prize
for it if you want.

5 You can stick the letters on the magazine page, or you can type them if you
want.

6 Decorate the page to make it fun and interesting.

HOW CAN I DO ... THE COVER PAGE?

Remember:

The Cover Page is FUN to read & says what is in the magazine

- 1 Do the cover page in Lesson 4.
- 2 What do you want on the magazine cover? Pictures? Colour? Jokes?
A Free gift? Draw a plan.
- 3 Draw, cut out the pictures you need and stick them on the cover.
- 4 Write the words you need. These sentences can help you.

Special offer this
week

Free gift with every copy

RAP IT UP WITH
FAB MAG

HOW CAN I WRITE ... THE EDITORIAL?

The Editorial is a letter to the readers. It is at the start of the magazine. It is FUN to read & says what is in the magazine.

- 1 Write the Editorial in Lesson 4.
- 2 Read all the materials you have got for your magazine.
- 3 Choose the most interesting materials to write about and write down the page numbers.
- 4 Write a friendly letter to your readers (don't write the address) and tell them what fun and interesting things they can read in the magazine.
- 5 Write your names at the end of the Editorial. For example:

Hi Readers

Welcome to Fan Mag our awesome magazine. We've got some cool things for you this week. So chill out with us and read our mag.

We've got some fab articles for you. On page 3, read Bianka Márton's article about Elma the dog, the Nokia eater and on page 8, read about "Say no to drugs!" by Márk Máté.

We've got interviews, puzzles, Speak Out! Poems and mucho mucho more!

So chill out and enjoy!

From The Editors

Bianka Márton, Márk Máté, Kati Tamási, Szilvia Bertalan

HOW CAN I WRITE ... THE CONTENTS PAGE?

1 Read all your magazine pages and put the pages in a good, interesting order.

The correct order is:

- Cover page (no number)
- Contents page (no number)
- Editorial – this is page number 1

2 Number the pages – write the page number in the bottom right-hand corner.

3 Write CONTENTS at the top of a clean A4 paper.

4 Write the title of your materials and the page number. You can do this....

CONTENTS	
Title	
Page	
Editorial	
1	
Your Horoscope	
2	
Snake in School Bufé	3

Or this...

CONTENTS

Articles	
<i>Snake in School Buffet</i>	3
<i>Boy fights Lion and Saves Sister</i>	6
<i>Dog eats mobile phone</i>	10
Showbiz	
<i>We meet Britney</i>	4
<i>Pop News</i>	7
Every week	
<i>Editorial</i>	1
<i>Your Horoscope</i>	5
<i>Readers' Letters</i>	2
.....Etc.	

5. Check the page numbers are correct.

HOW CAN I WRITE ... A TV ADVERTISEMENT?

You have to write a 30-second TV advertisement for your magazine. You want other learners to buy and read your magazine. You will perform this advert to your class-mates. Everyone must speak in this advert.

1 Write 3 fantastic, special things in your magazine that are interesting for your class mates.

-
-
-

2 What do you want in your advert? – talk about this together. Remember what makes a good ad.

3 Now, make a storyboard. Draw about 15–20 pictures that show your advert – one picture for each part of the advert. Write a sentence under each picture, and dialogue in the picture.

4 Ask your teacher to check your English.

5 Practise your advertisement until it is really good.

Magazine					
What's important?	Marks				
	1	2	3	4	5
	1	2	3	4	5
	1	2	3	4	5
	1	2	3	4	5
	1	2	3	4	5
	Total / 25				

Pécs 7622
Ipar utca 19.

May 8th 2005

Dear Editor,

I am writing to complain about my homework.

I go to Arany János Primary School in Pécs and I am in year 7 and am 13 years old. I like school because I have a lot of friends there and my teachers are nice. My favourite subject is P.E. and I am in the girl's handball team. But, I have got a lot of homework and I think this is bad because I study from 8.00 to 2.00 at school and then from 5.00 to 8.00 at home. This is NO GOOD! What do you think?

I look forward to hearing from you.

Yours sincerely,

Lilla Vécsei

■ Please answer these

- 1 Find the address and the date.
- 2 Who wrote the letter?
- 3 Who did she write to?
- 4 Why is she writing the letter?
- 5 What do we learn about her?
- 6 How does she finish the letter?
- 7 Look at the date. Is it different from Hungarian dates? Why?
- 8 Rewrite these Hungarian dates in English?
 - 2005, 6, 12
 - 2002, 10, 11
 - 1992, 5, 9
- 9 When is your next birthday? (Write the date.)

Győr 9021
Liszt Ferenc u. 42

C

February 20, 2006

G

Dear Editor

A

We are writing to tell you about something that happened in our school last week

H

We go to Radnóti Primary School in Győr and We are in year 7. Last week, the helper in our school bufé found a corn snake in a box of “kukoricapehely”. The snake disappeared and the head teacher sent us home because she did not know if this snake was dangerous or not.

I

We (the pupils) were really happy. The keepers from Győr zoo found the snake and took it to Győr zoo. It lives there now and its name is Dinky. We saw it on Tuesday and we think it is happy.

D

Have any readers got an interesting school story? Please write and tell us. We look forward to hearing from you.

B

Yours sincerely

F

Vera Havas and Adam Hideg

E

3.4 LETTER SKELETON

.....

.....

.....20..

Dear.....

I am writing to

.....

.....

.....

.....

.....

.....

.....

I look forward to hearing from you.

Yours sincerely,

5.4 SELF ASSESSMENT FORM

Project diary

Name: **Date:**

In this project I learned

1

2

I liked

1

2

I didn't like

1

2